



coloured aluminium facade panels louvre blades & window frames



courtyard aluminium facade panels




tinted & clear external glazing



zinc & zincalume roof and flashing



external masonry walls



painted steelwork

paint & ply soffit linings



rendered concrete columns

Albury Cancer Centre

EXTERIOR FINISHES

11714 AWRCC
DD
EXTERNAL WALL SCHEDULE

JAN 2012 – Rev. B

WT-01(A) External Brick Veneer Walls

External wall – Patterned brick work

- refer to elevations drawings for brick pattern setout – PATTERN SETOUT TBC

* DESCRIPTION: BRICKWORKS

* Acceptable product: Austral Bricks – Symmetry range

* Colour: Terracotta

WT-01B External Brick Veneer Walls

External wall – Patterned brick work

- refer to elevations drawings for brick pattern setout – PATTERN SETOUT TBC

* DESCRIPTION: BRICKWORKS

* Acceptable product: Austral Bricks – Symmetry range

* Colour: Terracotta

WT-01C External Brick Veneer Walls

External wall – Patterned brick work

- refer to elevations drawings for brick pattern setout – PATTERN SETOUT TBC

* DESCRIPTION: BRICKWORKS

* Acceptable product: Austral Bricks – Symmetry range

* Colour: Terracotta

* Mortar:

*Colour: Medium Grey – to be approved upon submission of sample.

*Type: Roded joints

WT-02 External Brick Veneer Walls

External wall – Glazed Brickwork

- refer to elevations drawings for extents

* DESCRIPTION: BRICKWORKS

* Acceptable product: *Euroa Clay products- Coloured Glazed Bricks*

* Colour: *Silver- Black*

* Mortar:

*Colour: Medium Grey – to be approved upon submission of sample.

*Type: Roded joints

WT-03 External Soffit lining

* DESCRIPTION: SOFFIT/ LINING exterior grade

* Acceptable product: *19mm Exterior Marine A/C grade Hoop Pine Plywood cladding.*

* Colour: *Decorative grade timber finish to outside face with 2 coats exterior polyurethane coating to all side 1 coat prior to installation 1 after. Brass countersunk fixings as required.*

WT-04A External Metal Wall Cladding

* DESCRIPTION: WALL CLADDING

* Acceptable product: Symonite Aluminium composite panel with Smart fix ACP panel fixing system

* Colour: Sapphire Exterior AA25 to select Matt Metallic Colour anodised finish to panels and fixing system.

WT-04B External Metal Wall Cladding

* DESCRIPTION: WALL CLADDING

* Acceptable product: Symonite Aluminium composite panel with Smart fix ACP panel fixing system

* Colour: Sapphire Exterior AA25 to select Matt Metallic Colour anodised finish to panels and fixing system.

WT-04C External Metal Wall Cladding

- * DESCRIPTION: WALL CLADDING
- * Acceptable product: Symonite Aluminium composite panel with Smart fix ACP panel fixing system
- * Colour: Sapphire Exterior AA25 to select Matt Metallic Colour anodised finish to panels and fixing system.

WT-05 External Metal Wall Cladding

- * DESCRIPTION: WALL CLADDING
- * Acceptable product: VMZ - *Interlocking Zinc cladding panel.*
- * Colour: Anthra Zinc Finish

LV-01 External Louvre Type 1

- * DESCRIPTION:
- * Acceptable product: 'Metanocus' Teasco, MLV090 'V' Profile Continuous Louvres
- * Colour: Sapphire Matt Metallic Colour Anodised Finish

AN-01 Anodised Aluminium Window frame:

- * DESCRIPTION:
- * Acceptable product: *Capral 419/150 series*
- * Colour: Sapphire Matt Metallic Colour Anodised Finish

RF-01

- * DESCRIPTION: ROOF SHEETING, CAPPING & FLASHING
- * Acceptable product: *Klip Lok high strength*
- * Colour: *Colorbond Finish*

RF-02

- * DESCRIPTION: ROOF SHEETING, CAPPING & FLASHING
- * Acceptable product: *VMZ – Double Lock standing Seam Roof Lining*
- * Colour: *Anthra Zinc*